Amundi Dow Jones Industrial Average UCITS ETF Dist

FACTSHEET

Marketing Communication

31/10/2026

EQUITY

Objective and Investment Policy

The fund is a passively managed index-based UCITS. The Fund's objective is to replicate, both upwards and downwards, the performance of the DOW JONES INDUSTRIAL AVERAGE Net Total Return Index (net dividends reinvested) (the "Benchmark"), denominated in USD and representative of the market performance of 30 large US companies in various sectors, excluding transportation and utilities, while minimising the tracking error between the Fund's performance and that of the Benchmark. The expected level of the tracking error under normal market conditions is indicated in the Fund prospectus. Additional information on the Benchmark is available at https://us.spindices.com/. The Fund aims to achieve its objective by means of indirect replication, namely by entering into one or more OTC swaps (financial futures instruments, "FFIs"). The Fund may invest in a diversified portfolio of international shares whose performance will be exchanged against that of the Benchmark through FFIs. The updated composition of the portfolio of securities held by the Fund is mentioned on the website amundietf.com. In addition, the indicative net asset value appears on the Fund's Reuters and Bloomberg pages and may also be mentioned on the Fund's stock exchange websites.

Performances from 31/10/2016 to 30/10/2026 (Source : Fund Admin)

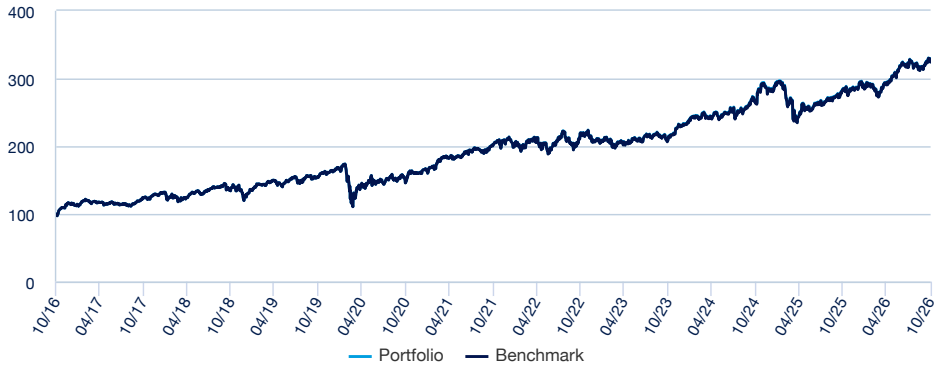

Risk indicators (Source: Fund Admin)

	1 year	3 years	5 years	Inception to date *
Portfolio volatility *	10.01%	13.17%	13.95%	17.74%
Benchmark volatility	10.02%	13.17%	13.95%	-
Ex-post Tracking Error	0.07%	0.05%	0.04%	-
Sharpe ratio	1.16	0.92	0.55	0.35

* Volatility is a statistical indicator that measures an asset's variations around its average value. For example, market variations of +/- 1.5% per day correspond to a volatility of 25% per year. The higher the volatility, the higher the risk.
The Tracking Error indicator measures the performance's difference between the fund and the benchmark

Cumulative returns* (Source: Fund Admin)

Since	YTD 31/12/2025	1 month 30/09/2026	3 months 31/07/2026	1 year 31/10/2025	3 years 31/10/2023	5 years 29/10/2021	Since 04/04/2001
Portfolio	14.18%	3.49%	1.89%	13.66%	53.63%	60.10%	544.55%
Benchmark	14.33%	3.53%	1.93%	13.81%	53.87%	60.06%	461.82%
Spread	-0.15%	-0.03%	-0.04%	-0.15%	-0.24%	0.04%	82.73%

Calendar year performance* (Source: Fund Admin)

	2025	2024	2023	2022	2021	2020	2019	2018	2017	2016
Portfolio	0.70%	22.07%	11.66%	-1.31%	29.46%	-0.01%	26.76%	0.69%	11.80%	19.12%
Benchmark	0.81%	21.99%	11.53%	-1.38%	29.41%	-0.02%	26.72%	0.71%	11.72%	19.02%
Spread	-0.11%	0.08%	0.13%	0.06%	0.05%	0.01%	0.03%	-0.02%	0.07%	0.10%

** Source : Amundi. The above cover complete periods of 12 months for each calendar year.* ***Past performance is no predictor of current and future results and does not guarantee future yield*** *. Any losses or gains do not take into consideration any costs, commissions and fees incurred by the investor in the issue and buyout of the shares (e.g. taxes, brokerage fees or other commissions deducted by the financial intermediary). If performance is calculated in a currency other than the euro, any losses or gains generated can thereby be affected by exchange rate fluctuations (both upward and downward). The discrepancy accounts for the performance difference between the portfolio and the index.*

Amundi Dow Jones Industrial Average UCITS ETF Dist

FACTSHEET

Marketing Communication
31/10/2026

EQUITY

Risk Indicator ***(Source : Fund Admin)***



The SRI represents the risk and return profile as presented in the Key Information Document (KID). The lowest category does not imply that there is no risk. The SRI is not guaranteed and may change over time. The risk indicator assumes you keep the product for 5 years.
The summary risk indicator is a guide to the level of risk of this product compared to other products. It shows how likely it is that the product will lose money because of movement in the markets or because we are not able to pay you.

We have classified this product as 4 out of 7, which is a medium risk class. This rates the potential losses from future performance at a medium level, and poor market conditions could impact our capacity to pay you. Additional risks: Market liquidity risk could amplify the variation of product performances. This product does not include any protection from future market performance so you could lose some or all of your investment. Beside the risks included in the risk indicator, other risks may affect the Fund's performance. Please refer to the AMUNDI DOW JONES INDUSTRIAL AVERAGE UCITS ETF prospectus.

Characteristics (source: Amundi)

Net Asset Value (NAV)	**C/D share : 471.08 EUR (30/10/2026)**
Assets Under Management (AUM)	**471.93 (million EUR ; 30/10/2026)**
ISIN code	**C/D share : FR0007056841**
Bloomberg code	**C/D share : DJE FP**
Reuters code	**C/D share : DJE.PA**
Replication type	**Synthetical**
Benchmark	**100% DOW JONES INDUSTRIAL AVERAGE**
Type of shares	**Accumulation and/or Distribution**
Last coupon	3.2800 (EUR ; 09/12/2025)
Fund structure	Mutual Fund (FCP) under French law
UCITS compliant	UCITS
Management Company	Amundi Asset Management
Primary Market Maker	SOCIETE GENERALE / LANG & SCHWARZ
Administrator	SOCIETE GENERALE
Custodian	SGSS - Paris
Independent auditor	Deloitte & Associés
Sub-fund launch date	04/04/2001
Share-class inception date	04/04/2001
First NAV	107.60 (EUR ; 04/04/2001)
Sub-fund reference currency	EUR
Share-class reference currency	EUR
Minimum investment to the secondary market	1 Share(s)
Frequency of NAV calculation	Daily
Dealing times	Orders received each day D day before 6.30 pm
Minimum recommended investment period	5 years
Fiscal year end	April
Performance fees	No
Benchmark index performance record	04/04/2001 : 100.00% DOW JONES INDUSTRIAL AVERAGE

Amundi Asset Management, SAS (French : Société par Actions Simplifiée) with a capital of 1 143 615 555 €
AMF approved Portfolio Management Company- GP number 04000036
Corporate address: 91-93, Boulevard Pasteur - 75015 Paris- France 437 574 452 RCS Paris
This material is solely for the attention of “professional” investors.

Amundi Dow Jones Industrial Average UCITS ETF Dist

FACTSHEET

Marketing Communication
31/10/2026

EQUITY

Index Data (Source : Amundi)

Description of the Index

Further information on the benchmark is available on the website https://us.spindices.com/.

Information (Source: Amundi)

Asset class : **Equity**
Exposure : **USA**

Holdings : **30**

Top 10 benchmark holdings (source : Amundi)

	% of assets (Index)
GOLDMAN SACHS GROUP INC	10.53%
CATERPILLAR INC	7.35%
MICROSOFT CORP	6.02%
AMGEN INC	5.23%
UNITEDHEALTH GROUP INC	4.67%
VISA INC-CLASS A SHARES	4.66%
TRAVELERS COMPANIES	4.52%
APPLE INC	3.96%
JPMORGAN CHASE & CO	3.90%
SHERWIN-WILLIAMS CO/THE	3.75%
Total	**54.60%**

For illustrative purposes only and not a recommendation to buy or sell securities.

Geographical breakdown (for illustrative purposes only - Source: Amundi)

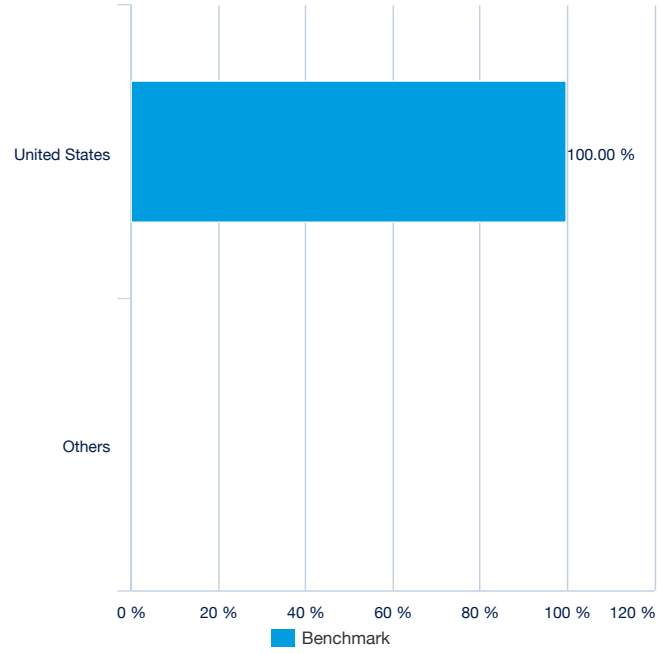

Benchmark Sector breakdown (for illustrative purposes only - Source : Amundi)

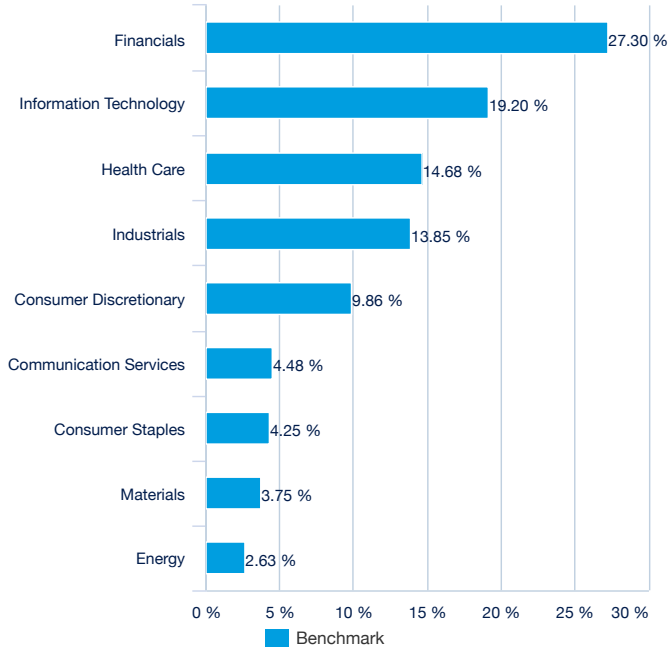

Amundi Asset Management, SAS (French : Société par Actions Simplifiée) with a capital of 1 143 615 555 €
AMF approved Portfolio Management Company- GP number 04000036
Corporate address: 91-93, Boulevard Pasteur - 75015 Paris- France 437 574 452 RCS Paris
This material is solely for the attention of "professional" investors.

Amundi Dow Jones Industrial Average UCITS ETF Dist

FACTSHEET

Marketing Communication
31/10/2026

EQUITY

Listing data (source : Amundi)

Place	CCY	Bloomberg Ticker	Bloomberg iNAV	Reuters RIC	Reuters iNAV
Berne Exchange	EUR	DJE BW	DJAMIV	DJE.BN	DJAMINAV=SOLA
Deutsche Boerse (Xetra)	EUR	DJAM GY	DJAMIV	DJE.DE	DJAMINAV=SOLA
Euronext Paris	EUR	DJE FP	DJAMIV	DJE.PA	DJAMINAV=SOLA
LSE	GBP	DJEL LN	DJELIV	DJEL.L	DJELINAV=SOLA
LSE	USD	DJEU LN	DJEUIV	DJEU.L	DJEUINAV=SOLA
Euronext Milan	EUR	DJE IM	DJAMIV	DJE.MI	DJAMINAV=SOLA

Contact

ETF Sales contact

France & Luxembourg	+33 (0)1 76 32 65 76
Germany & Austria	+49 (0) 800 111 1928
Italy	+39 02 0065 2965
Switzerland (German)	+41 44 588 99 36
Switzerland (French)	+41 22 316 01 51
United Kingdom	+44 (0) 20 7 074 9598
United Kingdom (Instit)	+44 (0) 800 260 5644
Netherlands	+31 20 794 04 79
Nordic countries	+46 8 5348 2271
Hong Kong	+65 64 39 93 50
Spain	+34 914 36 72 45

ETF Capital Markets contact

Téléphone	+33 (0)1 76 32 19 93
Bloomberg IB Chat	Capital Markets Amundi ETF
	Capital Markets Amundi HK ETF

ETF Market Makers contact

BNP Paribas	+33 (0)1 40 14 60 01
Kepler Cheuvreux	+33 (0)1 53 65 35 25

Amundi contact

Amundi ETF
90 bd Pasteur
CS 21564
75 730 Paris Cedex 15 - France
Hotline : +33 (0)1 76 32 47 74
info-etf@amundi.com

Index Providers

The sub-fund is not, in any way whatsoever, sponsored, supported, promoted or marketed by Dow Jones. Dow Jones assumes no obligation and provides no warranty, either express or implied, in respect of the results that may be obtained from using the index (hereinafter "the Index") and/or the level of said Index at any given time or day, or of any other type. The Index is calculated by and in the name of Dow Jones. Dow Jones will not be held responsible or liable (whether due to negligence or for any other reason) for any error that affects the Index with regard to any party whomsoever and will not be obliged to inform any party whomsoever of any error that may affect the Index.

Amundi Asset Management, SAS (French : Société par Actions Simplifiée) with a capital of 1 143 615 555 €
AMF approved Portfolio Management Company- GP number 04000036
Corporate address: 91-93, Boulevard Pasteur - 75015 Paris- France 437 574 452 RCS Paris
This material is solely for the attention of “professional” investors.

Important information

Note on the Fund management company and the fund
French fund ''Fonds Commun de Placement'' authorized by the AMF (Autorité des Marchés Financiers), (the ''UCITS'' or the ''Fund'').
The Fund is described in a Key Information Document (KID), or Key Investor Information Document (KIID) for UK investors, and prospectus. The Funds KID, or KIID for UK investors, must be made available to potential subscribers prior to subscription.
The Funds reference material (KIID, prospectus, annual and semi-annual reports) can be obtained from Amundi on request, or obtained via the amundietf.com website.

In the United Kingdom (the "UK"), this website is being issued by Amundi (UK) Limited, 77 Coleman Street, London EC2R 5BJ, UK. Amundi (UK) Limited is authorised and regulated by the Financial Conduct Authority ("FCA") and entered on the FCA's Financial Services Register under number 114503. This may be checked at https://register.fca.org.uk/ and further information of its authorisation is available on request. Each fund and its relevant sub-fund(s) under its respective fund range that is referred to in this website (each, a "Fund") is a recognised collective investment scheme for the purposes of Section 264 of the Financial Services and Markets Act 2000 (the "FSMA").
Potential investors in the UK should be aware that none of the protections afforded by the UK regulatory system will apply to an investment in a Fund and that compensation will not be available under the UK Financial Services Compensation Scheme.
Regarding Funds admitted on a regulated market, the listing is subject to a volatility control mechanisms to ensure that the ETF price does not deviate significantly from a reference price set by the listing rules of the relevant regulated market, notably through the implementation of a trading halt mechanism in case of significant deviation from this reference price.
The Fund offers no capital guarantee. Investors may not get back the full amount of their initial investment, particularly in the event that the benchmark index falls. Subscribing to a UCITS may involve risks. Potential investors are advised to read the Funds risk profile, which is described in detail in the prospectus. The amount that is reasonable to invest in the Fund will depend on the personal circumstances of each investor. To determine this amount, investors should take into account their financial situation, personal assets, and current and future requirements, as well as considering their willingness to accept risks or conversely their preference to invest cautiously. Investors are also strongly recommended to sufficiently diversify their investments so as to avoid being exposed solely to the risks of this Fund. Investors should therefore seek advice in this regard from their usual advisors (legal, tax, financial and/or accounting) before purchasing any units of the Fund.
The source of the data contained in this document is Amundi Asset Management unless otherwise stated.

Policy regarding portfolio transparency and warning on secondary market
The policy regarding portfolio transparency and information on the funds assets are available on amundietf.com. Shares purchased on the secondary market cannot usually be sold directly back to the fund. Investors must buy and sell shares on a secondary market with the assistance of an intermediary (e.g. a stockbroker) and may incur fees for doing so. Investors may pay more than the current net asset value when buying shares and may receive less than the current net asset value when selling them.