Amundi MSCI Emerging Markets Swap II UCITS ETF EUR Acc

FACTSHEET

Marketing Communication

31/10/2026

EQUITY

Objective and Investment Policy

The Sub-fund is a passively managed index-based UCITS. The Sub-fund's objective is to replicate, both upwards and downwards, the performance of the MSCI Emerging Markets Net Total Return Index (net dividends reinvested) (the "Benchmark"), denominated in US dollars (USD) and representative of the performance of large- and mid-cap companies in all developed countries, while minimising the tracking error between the Fund's performance and that of the Benchmark. The expected level of the Tracking Error under normal market conditions is indicated in the Fund prospectus. More detailed information on MSCI indices is available on the MSCI website (www.msci.com). The Sub-fund aims to achieve its objective by means of indirect replication, namely by entering into one or more OTC swaps (forward financial instruments, "FFIs"). The Sub-fund may invest in a diversified portfolio of international shares whose performance will be exchanged against that of the Benchmark through FFIs. The updated composition of the portfolio of securities held by the Sub-fund is mentioned on the website amundietf.com. In addition, the indicative net asset value appears on the Sub-fund's Reuters and Bloomberg pages and may also be mentioned on the Sub-fund's stock exchange websites.

Performances from 31/10/2016 to 30/10/2026 (Source : Fund Admin)

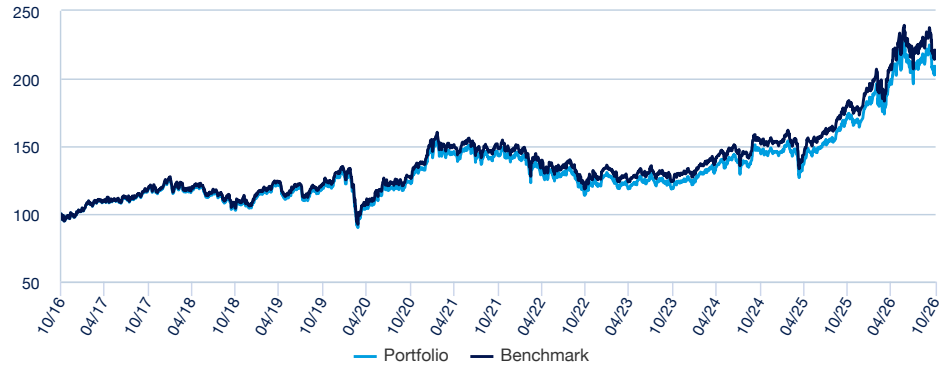

Risk indicators (Source: Fund Admin)

	1 year	3 years	5 years	Inception to date *
Portfolio volatility *	17.58%	15.26%	15.11%	19.47%
Benchmark volatility	17.58%	15.26%	15.10%	19.46%
Ex-post Tracking Error	0.01%	0.01%	0.02%	0.72%
Sharpe ratio	0.88	1.05	0.34	0.22

* Volatility is a statistical indicator that measures an asset's variations around its average value. For example, market variations of +/- 1.5% per day correspond to a volatility of 25% per year. The higher the volatility, the higher the risk.
The Tracking Error indicator measures the performance's difference between the fund and the benchmark

Cumulative returns* (Source: Fund Admin)

Since	YTD 31/12/2025	1 month 30/09/2026	3 months 31/07/2026	1 year 31/10/2025	3 years 31/10/2023	5 years 29/10/2021	Since 18/04/2007
Portfolio	19.03%	-6.47%	-2.68%	17.54%	71.25%	42.04%	168.30%
Benchmark	19.36%	-6.44%	-2.59%	17.93%	73.11%	44.84%	182.71%
Spread	-0.34%	-0.03%	-0.09%	-0.39%	-1.86%	-2.81%	-14.41%

Calendar year performance* (Source: Fund Admin)

	2025	2024	2023	2022	2021	2020	2019	2018	2017	2016
Portfolio	17.38%	14.23%	5.61%	-15.20%	4.37%	7.70%	19.63%	-11.01%	19.79%	13.84%
Benchmark	17.76%	14.68%	6.11%	-14.85%	4.86%	8.54%	20.60%	-10.26%	20.59%	14.51%
Spread	-0.39%	-0.45%	-0.50%	-0.35%	-0.49%	-0.84%	-0.97%	-0.75%	-0.80%	-0.68%

** Source : Amundi. The above cover complete periods of 12 months for each calendar year.* ***Past performance is no predictor of current and future results and does not guarantee future yield*** *. Any losses or gains do not take into consideration any costs, commissions and fees incurred by the investor in the issue and buyout of the shares (e.g. taxes, brokerage fees or other commissions deducted by the financial intermediary). If performance is calculated in a currency other than the euro, any losses or gains generated can thereby be affected by exchange rate fluctuations (both upward and downward). The discrepancy accounts for the performance difference between the portfolio and the index.*

Amundi MSCI Emerging Markets Swap II UCITS ETF EUR Acc

FACTSHEET

Marketing Communication
31/10/2026

EQUITY

Risk Indicator ***(Source : Fund Admin)***



The SRI represents the risk and return profile as presented in the Key Information Document (KID). The lowest category does not imply that there is no risk. The SRI is not guaranteed and may change over time. The risk indicator assumes you keep the product for 5 years.
The summary risk indicator is a guide to the level of risk of this product compared to other products. It shows how likely it is that the product will lose money because of movement in the markets or because we are not able to pay you.

We have classified this product as 4 out of 7, which is a medium risk class. This rates the potential losses from future performance at a medium level, and poor market conditions could impact our capacity to pay you. Additional risks: Market liquidity risk could amplify the variation of product performances. This product does not include any protection from future market performance so you could lose some or all of your investment. Beside the risks included in the risk indicator, other risks may affect the Sub-fund's performance. Please refer to the MULTI UNITS FRANCE prospectus.

Characteristics (source: Amundi)

Net Asset Value (NAV)	**A : 17.98 EUR (30/10/2026)**
Assets Under Management (AUM)	**899.57 (million EUR ; 30/10/2026)**
ISIN code	**A : FR0010429068**
Replication type	**Synthetical**
Benchmark	**MSCI Emerging Markets**
Type of shares	**Accumulation**
Last coupon	0.2200 (EUR ; 07/12/2011)
Fund structure	SICAV under French law
UCITS compliant	UCITS
Management Company	Amundi Asset Management
Primary Market Maker	SOCIETE GENERALE / LANG & SCHWARZ
Administrator	SOCIETE GENERALE
Custodian	SGSS - Paris
Independent auditor	Deloitte & Associés
Sub-fund launch date	06/09/2018
Share-class inception date	06/09/2018
First NAV	7.18 (EUR ; 18/04/2007)
Sub-fund reference currency	EUR
Share-class reference currency	EUR
Minimum investment to the secondary market	1 Share(s)
Frequency of NAV calculation	Daily
Dealing times	Orders received each day D day before 6.30 pm
Fiscal year end	October
Performance fees	No
Benchmark index performance record	17/04/2007 : 100.00% MSCI EM (EMERGING MARKETS)

Amundi MSCI Emerging Markets Swap II UCITS ETF EUR Acc

FACTSHEET

Marketing Communication
31/10/2026

EQUITY

Index Data (Source : Amundi)

Description of the Index

The MSCI Emerging Markets Net Total Return Index is a free float-adjusted market capitalization index that is designed to measure equity market performance of emerging markets. The MSCI Total Return Indices measure the market performance, including both price performance and income from dividend payments. For more information please refer to www.msci.com

Information (Source: Amundi)

Asset class : **Equity**
Exposure : **Emerging countries**

Holdings : **1165**

Top 10 benchmark holdings (source : Amundi)

	% of assets (Index)
TAIWAN SEMICONDUCTOR MANUFAC	15.91%
SAMSUNG ELECTRONICS	7.08%
SK HYNIX INC	5.50%
TENCENT HOLDINGS LTD	2.57%
ALIBABA GROUP HOLDING LTD	1.79%
MEDIATEK INC	1.56%
SAMSUNG ELECT-PFD	0.96%
CHINA CONSTRUCT BANK	0.95%
HON HAI PRECISION INDUSTRY	0.81%
DELTA ELECTRONICS INC	0.77%
Total	**37.90%**

For illustrative purposes only and not a recommendation to buy or sell securities.

Geographical breakdown (for illustrative purposes only - Source: Amundi)

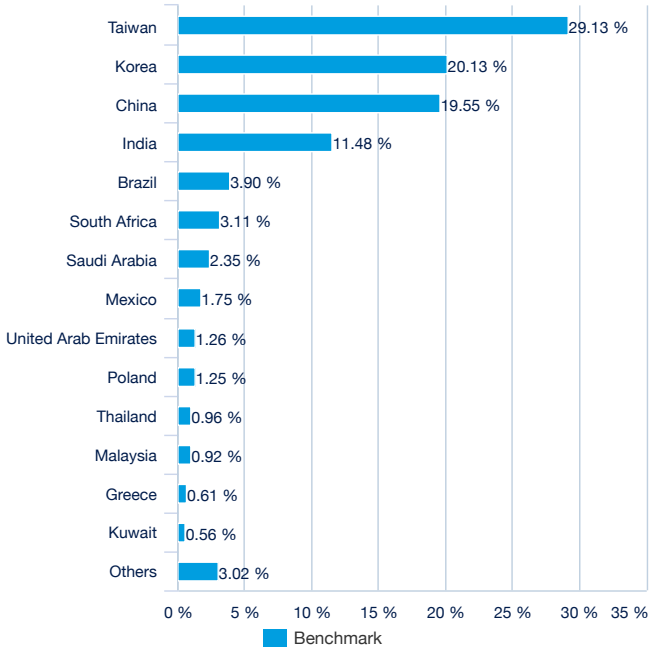

Benchmark Sector breakdown (for illustrative purposes only - Source : Amundi)

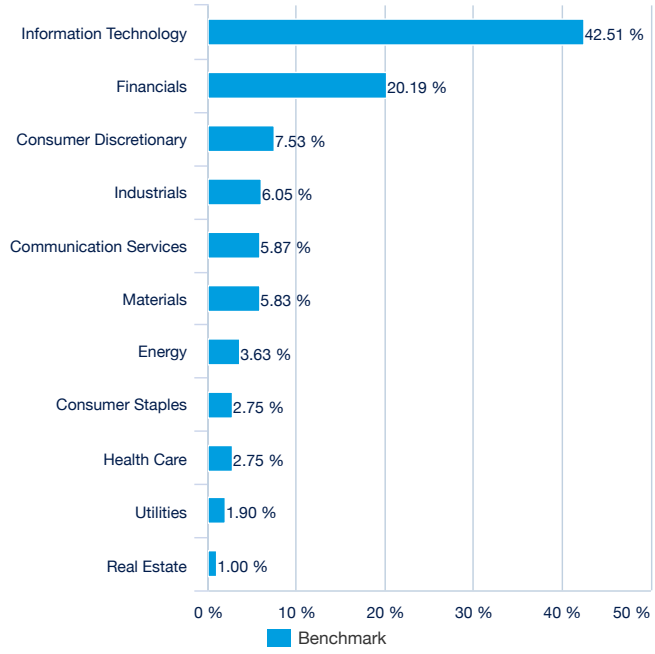

EQUITY

Listing data (source : Amundi)

Place	CCY	Bloomberg Ticker	Bloomberg iNAV	Reuters RIC	Reuters iNAV
Six Swiss Exchange	CHF	LEMC SW	LEMCCHIV	LEMC.S	LEMCCHFINAV=SOLA
Deutsche Boerse (Xetra)	EUR	LYXLEM GY	LYXLEMIV	LYM7.DE	LYXLEMINAV=SOLA
Euronext Paris	EUR	LEM FP	LYXLEMIV	LYXLEM.PA	LYXLEMINAV=SOLA
Euronext Milan	EUR	EMKT IM	LYXLEMIV	EMKT.MI	LYXLEMINAV=SOLA

Index Providers

THE SUB-FUND IS NOT SPONSORED, ENDORSED, SOLD OR PROMOTED BY MSCI INC. ("MSCI"), ANY OF ITS AFFILIATES, ANY OF ITS INFORMATION PROVIDERS OR ANY THIRD PARTY INVOLVED IN, OR RELATED TO, COMPILING OR CREATING ANY MSCI INDEX (COLLECTIVELY, THE "MSCI PARTIES"). THE MSCI INDICES ARE THE EXCLUSIVE PROPERTY OF MSCI AND ARE SERVICE MARKS OF MSCI OR ITS AFFILIATES. THE MSCI INDICES HAVE BEEN LICENSED FOR USE FOR CERTAIN PURPOSES BY AMUNDI. NONE OF THE MSCI PARTIES MAKES ANY REPRESENTATION OR WARRANTY, EXPRESS OR IMPLIED, TO THE ISSUER OR OWNERS OF THIS SUB-FUND OR ANY OTHER PERSON OR ENTITY REGARDING THE ADVISABILITY OF INVESTING IN SUBFUNDS GENERALLY OR IN THIS PARTICULAR SUB-FUND OR THE ABILITY OF ANY MSCI INDEX TO TRACK CORRESPONDING STOCK MARKET PERFORMANCE. MSCI OR ITS AFFILIATES ARE THE LICENSORS OF CERTAIN TRADEMARKS, SERVICE MARKS AND TRADE NAMES AND OF THE MSCI INDICES WHICH ARE DETERMINED, COMPOSED AND CALCULATED BY MSCI WITHOUT REGARD TO AMUNDI OR THIS SUB-FUND OR THIS SUB-FUND'S UNITHOLDERS OR ANY OTHER PERSON OR ENTITY. NONE OF THE MSCI PARTIES HAS ANY OBLIGATION TO TAKE THE NEEDS OF THE AMUNDI, THIS SUB-FUND'S UNITHOLDERS OR ANY OTHER PERSON OR ENTITY INTOCONSIDERATION IN DETERMINING, COMPOSING OR CALCULATING THE MSCI INDICES. NONE OF THE MSCI PARTIES IS RESPONSIBLE FOR OR HAS PARTICIPATED IN DETERMINATION OF THE TIMING OF, PRICES AT, OR QUANTITIES OF THIS SUB-FUND TO BE ISSUED OR IN THE DETERMINATION OR CALCULATION OF THE EQUATION BY OR THE CONSIDERATION INTO WHICH THIS SUB-FUND IS REDEEMABLE. FURTHERMORE, NONE OF THE MSCI PARTIES HAS ANY OBLIGATION OR LIABILITY TO THE ISSUER OR OWNERS OF THIS SUB-FUND OR ANY OTHER PERSON OR ENTITY IN CONNECTION WITH THE ADMINISTRATION, MARKETING OR OFFERING OF THIS SUB-FUND. ALTHOUGH MSCI SHALL OBTAIN INFORMATION FOR INCLUSION IN OR FOR USE IN THE CALCULATION OF THE MSCI INDICES FROM SOURCES THAT MSCI CONSIDERS RELIABLE, NONE OF THE MSCI PARTIES WARRANTS OR GUARANTEES THE ORIGINALITY, ACCURACY AND/OR THE COMPLETENESS OF ANY MSCI INDEX OR ANY DATA INCLUDED THEREIN. NONE OF THE MSCI PARTIES MAKES ANY WARRANTY, EXPRESS OR IMPLIED, AS TO RESULTS TO BE OBTAINED BY THE ISSUER OF THE SUB-FUND, OWNERS OF THE SUB-FUND, OR ANY OTHER PERSON OR ENTITY, FROM THE USE OF ANY MSCI INDEX OR ANY DATA INCLUDED THEREIN. NONE OF THE MSCI PARTIES SHALL HAVE ANY LIABILITY FOR ANY ERRORS, OMISSIONS OR INTERRUPTIONS OF OR IN CONNECTION WITH ANY MSCI INDEX OR ANY DATA INCLUDED THEREIN. FURTHERMORE, NONE OF THE MSCI PARTIES MAKES ANY EXPRESS OR IMPLIED WARRANTIES OF ANY KIND, AND THE MSCI PARTIES HEREBY EXPRESSLY DISCLAIM ALL WARRANTIES OF MERCHANTABILITY AND FITNESS FOR A PARTICULAR PURPOSE, WITH RESPECT TO EACH MSCI INDEX AND ANY DATA INCLUDED THEREIN. WITHOUT LIMITING ANY OF THE FOREGOING, IN NO EVENT SHALL ANY OF THE MSCI PARTIES HAVE ANY LIABILITY FOR ANY DIRECT, INDIRECT, SPECIAL, PUNITIVE, CONSEQUENTIAL OR ANY OTHER DAMAGES (INCLUDING LOST PROFITS) EVEN IF NOTIFIED OF THE POSSIBILITY OF SUCH DAMAGES.

Amundi Asset Management, SAS (French : Société par Actions Simplifiée) with a capital of 1 143 615 555 €
AMF approved Portfolio Management Company- GP number 04000036
Corporate address: 91-93, Boulevard Pasteur - 75015 Paris- France 437 574 452 RCS Paris

Important information

Note on the Fund management company and the fund

The Fund is described in a Key Information Document (KID), or Key Investor Information Document (KIID) for UK investors, and prospectus. The Funds KID, or KIID for UK investors, must be made available to potential subscribers prior to subscription.
The prospectus in Dutch for French UCITS ETFs, for Luxembourg UCITS ETFs and Irish ETFs, and the KID in English are available free of charge on www.amundi.com. They are also available from the headquarters of Amundi Luxembourg S.A. (as the management company of Amundi Index Solutions and Multi Units Luxembourg), or the headquarters of Amundi Asset Management (as the management company of French FCPs and Multi Units France), or at the headquarters of Amundi Ireland Limited (as the management company of Amundi ETF ICAV and Amundi ETF II ICAV). Regarding Funds admitted on a regulated market, the listing is subject to a volatility control mechanisms to ensure that the ETF price does not deviate significantly from a reference price set by the listing rules of the relevant regulated market, notably through the implementation of a trading halt mechanism in case of significant deviation from this reference price.

The Fund offers no capital guarantee. Investors may not get back the full amount of their initial investment, particularly in the event that the benchmark index falls. Subscribing to a UCITS may involve risks. Potential investors are advised to read the Funds risk profile, which is described in detail in the prospectus. The amount that is reasonable to invest in the Fund will depend on the personal circumstances of each investor. To determine this amount, investors should take into account their financial situation, personal assets, and current and future requirements, as well as considering their willingness to accept risks or conversely their preference to invest cautiously. Investors are also strongly recommended to sufficiently diversify their investments so as to avoid being exposed solely to the risks of this Fund. Investors should therefore seek advice in this regard from their usual advisors (legal, tax, financial and/or accounting) before purchasing any units of the Fund.
The source of the data contained in this document is Amundi Asset Management unless otherwise stated.

Policy regarding portfolio transparency and warning on secondary market
The policy regarding portfolio transparency and information on the funds assets are available on amundietf.com. Shares purchased on the secondary market cannot usually be sold directly back to the fund. Investors must buy and sell shares on a secondary market with the assistance of an intermediary (e.g. a stockbroker) and may incur fees for doing so. Investors may pay more than the current net asset value when buying shares and may receive less than the current net asset value when selling them.