Amundi MSCI Water UCITS ETF Dist

FACTSHEET

Marketing Communication

31/10/2026

EQUITY

Objective and Investment Policy

The Fund is a passively managed index-based UCITS. The Fund's objective is to replicate, both upwards and downwards, the performance of the MSCI ACWI IMI Water Filtered index (the "Benchmark"), denominated in US dollars (USD), while minimising the tracking error between the Fund's performance and that of the Benchmark. The expected level of the Tracking Error under normal market conditions is indicated in the Fund prospectus. The benchmark aims to represent the performance of securities whose activities are related to the water sector such as water distribution, utilities and the provision of water-related equipment and water treatment and excludes companies that lag behind the theme universe in environmental, social and governance ("ESG") terms, based on an ESG rating. The benchmark is based on a "best-in-class" approach, in other words, companies in the lower quartile per adjusted ESG rating of the sector are excluded from the theme universe. The best-in-class approach aims to favour the best-performing companies within a universe, sector or class. With this best-in-class filter, the Sub-fund follows a significantly engaging non-financial approach that allows it to reduce the size of the Investment Universe by at least 20% (in terms of the number of issuers). The ESG rating methodology is based on key ESG issues including, but not limited to, water stress, carbon emissions, personnel management or business ethics. For more information on the general and specific environmental, social and governance (ESG) objectives targeted by the Sub-fund, please refer to the Sub-fund's Transparency Code available on https://amundietf.com/. The limitations of the benchmark methodology are described in the Fund's prospectus through risk factors such as market risk related to controversies and risks related to ESG methodologies and the calculation of the ESG score. The ESG score of companies is calculated by an ESG rating agency using raw data, models and estimates collected and calculated using proprietary methods. Due to the lack of standardisation and the uniqueness of each methodology, the information provided may be incomplete. Assessment of sustainability risks is complex and may be based on ESG data that is difficult to obtain, incomplete, estimated, outdated and/or materially inaccurate. Even when identified, there is no guarantee that this data will be correctly assessed. Additional information on the MSCI indices is available on the MSCI website (www.msci.com). The Fund aims to achieve its objective through a direct replication method, namely by investing primarily in the components of the Benchmark. In order to optimise Benchmark replication, the Fund may use a sampling technique as well as guaranteed temporary sales of securities. Any use of these techniques is indicated on the website amundietf.com. The updated composition of the portfolio of securities held by the Fund is mentioned on the website amundietf.com. Furthermore, the net asset value is shown on the Reuters and Bloomberg pages of the Fund and may also be shown on the websites of the Fund's stock exchanges.

Performances from 31/10/2016 to 30/10/2026 (Source : Fund Admin)

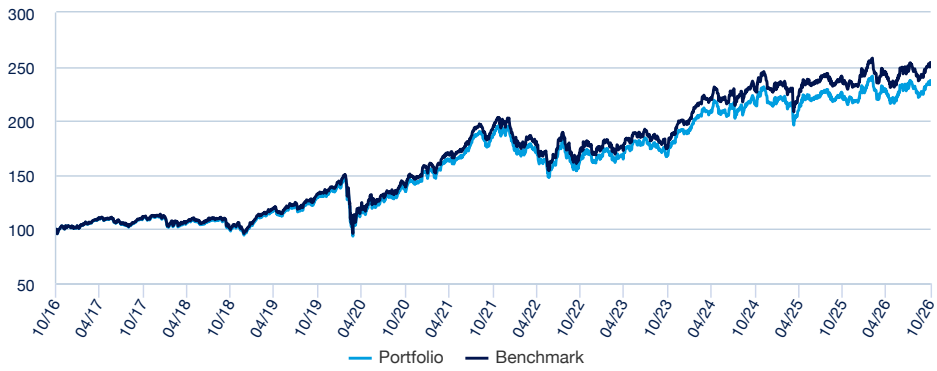

Risk indicators (Source: Fund Admin)

	1 year	3 years	5 years	Inception to date *
Portfolio volatility *	12.36%	12.52%	14.52%	17.35%
Benchmark volatility	12.38%	12.51%	14.52%	-
Ex-post Tracking Error	0.20%	0.14%	0.13%	-
Sharpe ratio	0.45	0.61	0.19	0.45

* Volatility is a statistical indicator that measures an asset's variations around its average value. For example, market variations of +/- 1.5% per day correspond to a volatility of 25% per year. The higher the volatility, the higher the risk.
The Tracking Error indicator measures the performance's difference between the fund and the benchmark

Cumulative returns* (Source: Fund Admin)

Since	YTD 31/12/2025	1 month 30/09/2026	3 months 31/07/2026	1 year 31/10/2025	3 years 31/10/2023	5 years 29/10/2021	Since 09/10/2007
Portfolio	9.40%	5.77%	3.14%	7.65%	39.43%	27.05%	385.54%
Benchmark	9.68%	5.82%	3.28%	8.08%	41.70%	30.52%	-
Spread	-0.29%	-0.05%	-0.14%	-0.43%	-2.27%	-3.47%	-

Calendar year performance* (Source: Fund Admin)

	2025	2024	2023	2022	2021	2020	2019	2018	2017	2016
Portfolio	0.37%	12.50%	19.15%	-16.98%	33.41%	8.13%	38.32%	-12.79%	10.30%	9.31%
Benchmark	0.99%	13.19%	19.81%	-16.52%	33.85%	9.00%	39.46%	-12.04%	11.02%	9.94%
Spread	-0.62%	-0.69%	-0.67%	-0.46%	-0.44%	-0.87%	-1.14%	-0.74%	-0.72%	-0.63%

** Source : Amundi. The above cover complete periods of 12 months for each calendar year.* ***Past performance is no predictor of current and future results and does not guarantee future yield*** *. Any losses or gains do not take into consideration any costs, commissions and fees incurred by the investor in the issue and buyout of the shares (e.g. taxes, brokerage fees or other commissions deducted by the financial intermediary). If performance is calculated in a currency other than the euro, any losses or gains generated can thereby be affected by exchange rate fluctuations (both upward and downward). The discrepancy accounts for the performance difference between the portfolio and the index.*

Amundi MSCI Water UCITS ETF Dist

FACTSHEET

Marketing Communication
31/10/2026

EQUITY

Risk Indicator ***(Source : Fund Admin)***



The SRI represents the risk and return profile as presented in the Key Information Document (KID). The lowest category does not imply that there is no risk. The SRI is not guaranteed and may change over time. The risk indicator assumes you keep the product for 5 years.
The summary risk indicator is a guide to the level of risk of this product compared to other products. It shows how likely it is that the product will lose money because of movement in the markets or because we are not able to pay you.

We have classified this product as 4 out of 7, which is a medium risk class. This rates the potential losses from future performance at a medium level, and poor market conditions could impact our capacity to pay you. Additional risks: Market liquidity risk could amplify the variation of product performances. This product does not include any protection from future market performance so you could lose some or all of your investment. Beside the risks included in the risk indicator, other risks may affect the Sub-fund's performance. Please refer to the MULTI UNITS FRANCE prospectus.

Characteristics (source: Amundi)

Net Asset Value (NAV)	**C/D share : 72.32 EUR (30/10/2026)**
Assets Under Management (AUM)	**1,600.04 (million EUR ; 30/10/2026)**
ISIN code	**C/D share : FR0010527275**
Reuters code	**C/D share : LP68511447**
Replication type	**Physical**
Benchmark	**100% MSCI ACWI IMI WATER FILTERED INDEX**
Type of shares	**Accumulation and/or Distribution**
Last coupon	0.7200 (EUR ; 09/12/2025)
Fund structure	SICAV under French law
UCITS compliant	UCITS
Management Company	Amundi Asset Management
Primary Market Maker	SOCIETE GENERALE / LANG & SCHWARZ
Administrator	SOCIETE GENERALE
Custodian	SGSS - Paris
Independent auditor	Deloitte & Associés
Sub-fund launch date	06/09/2018
Share-class inception date	06/09/2018
First NAV	20.45 (EUR ; 09/10/2007)
Sub-fund reference currency	EUR
Share-class reference currency	EUR
Minimum investment to the secondary market	1 Share(s)
Frequency of NAV calculation	Daily
Dealing times	Orders received each day D day before 6.30 pm
Minimum recommended investment period	5 years
Fiscal year end	October
Performance fees	No
Benchmark index performance record	27/10/2021 : 100.00% MSCI ACWI IMI WATER FILTERED INDEX 09/10/2007 : 100.00% WORLD WATER TOTAL RETURN INDEX

Amundi Asset Management, SAS (French : Société par Actions Simplifiée) with a capital of 1 143 615 555 €
AMF approved Portfolio Management Company- GP number 04000036
Corporate address: 91-93, Boulevard Pasteur - 75015 Paris- France 437 574 452 RCS Paris
This material is solely for the attention of “professional” investors.

Amundi MSCI Water UCITS ETF Dist

FACTSHEET

Marketing Communication
31/10/2026

EQUITY

Index Data (Source : Amundi)

Description of the Index

The index aims to represent the performance of stocks whose activities are related to water, such as water distribution, utilities and the supply of water-related equipment and water treatment. The index is based on a 'best-in-class' ESG approach, meaning that companies in the bottom quartile by sector-adjusted ESG score are excluded from the theme universe. Companies exposed to controversial businesses, those who are the subject of severe ESG controversy or those who are in violation of the UN Global Compact are also excluded. Further index details may be found at www.msci.com.

Information (Source: Amundi)

Asset class : **Equity**
Exposure : **International**

Holdings : **43**

Top 10 benchmark holdings (source : Amundi)

	% of assets (Index)	% assets (Parent index)
VERALTO CORP	4.82%	3.44%
IDEX CORP	4.67%	2.39%
AMERICAN WATER WORKS	4.58%	3.74%
UNITED UTILI GRP PLC	4.58%	2.04%
REPUBLIC SERVICES INC	4.40%	5.25%
FERGUSON ENTERPRISES INC	4.34%	5.19%
SEVERN TRENT PLC	4.31%	1.60%
ESSENTIAL UTILITIES INC	4.18%	1.55%
GEA GROUP AG	4.05%	1.50%
ALFA LAVAL AB	3.87%	2.17%
Total	**43.80%**	**28.87%**

Parent index : **MSCI ACWI IMI WATER**

Geographical breakdown (for illustrative purposes only - Source: Amundi)

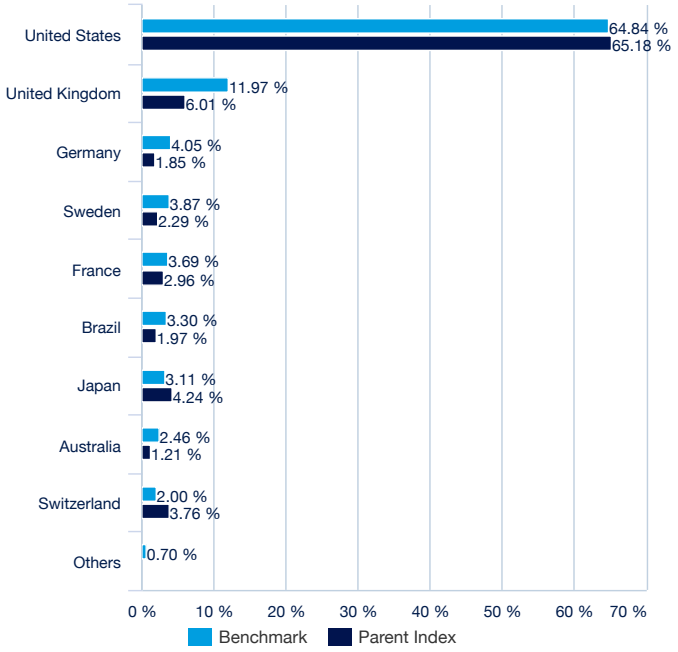

Parent index : **MSCI ACWI IMI WATER**

Benchmark Sector breakdown (for illustrative purposes only - Source : Amundi)

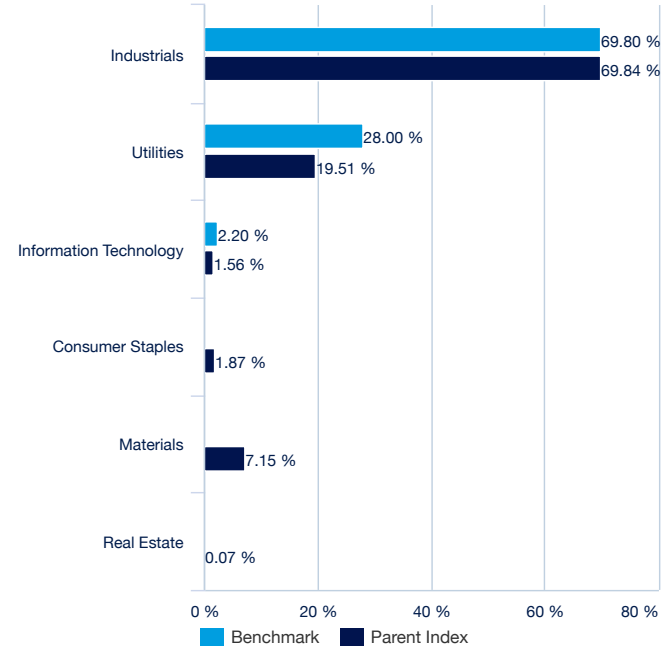

Parent index : **MSCI ACWI IMI WATER**

Amundi Asset Management, SAS (French : Société par Actions Simplifiée) with a capital of 1 143 615 555 €
AMF approved Portfolio Management Company- GP number 04000036
Corporate address: 91-93, Boulevard Pasteur - 75015 Paris- France 437 574 452 RCS Paris
This material is solely for the attention of "professional" investors.

Socially Responsible Investment (SRI)

The SRI expresses sustainable development objectives in investment decisions by adding Environmental, Social and Governance (ESG) criteria in addition to the traditional financial criteria.

SRI thus aims to balance economic performance and social and environmental impact by financing companies and public entities which contribute to sustainable development whatever their business sector. By influencing the governance and behaviour of stakeholders, SRI promotes a responsible economy.

Evaluation by ESG criteria (Source: Amundi)

	Benchmark	Parent index
Overall Rating	7.34	6.53
Environment	5.46	4.95
Social	5.59	5.42
Governance	7.06	6.76

Parent index : **MSCI ACWI IMI WATER**

ESG criteria

The criteria are extra-financial criteria used to assess the Environmental, Social and Governance practices of companies.

Environmental, Social, and Governance risks and opportunities are posed by large scale trends (e.g. climate change, resource scarcity, demographic shifts) as well as by the nature of the company's operations.

Scores are on a 0-10 scale, with 10 being the best.

"E" for Environment (Climate Change, Natural Resources, Pollution & Waste and Environmental Opportunities)

"S" for Social (Human Capital, Product Liability, Stakeholder Opposition and Social Opportunities)

"G" for Governance (Corporate Governance and Corporate Behavior)

Source: Raw ESG data for companies are provided by MSCI

Carbon footprint

Carbon footprint: carbon emissions per euro million invested

	Benchmark	Parent Index
Total carbon portfolio footprint (Index/Parent index) :	60.05	98.21

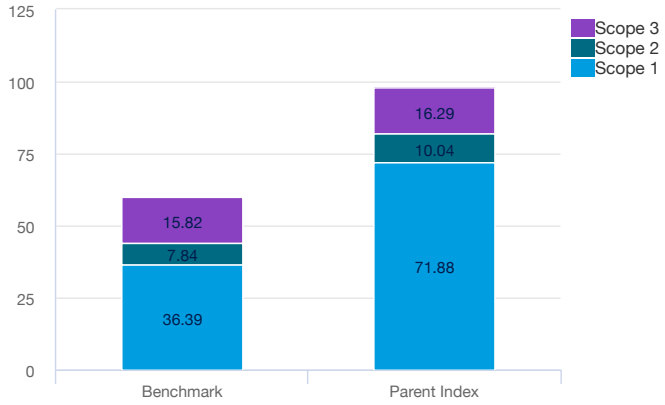

Parent index : **MSCI ACWI IMI WATER**

Carbon footprint

This indicator measures the portfolio's carbon emissions in metric tonnes of carbon equivalent (tCO2e) per euro million invested.
This is an indicator of the emissions generated by investment in this portfolio.

Definition of scopes :

- Scope 1 : all emissions that arise directly from sources that are owned or controlled by the company.

- Scope 2 : all indirect emissions generated by the purchase or production of electricity, steam or heat.

- Scope 3 : All other indirect emissions, upstream and downstream of the value chain. For reasons of data robustness, Amundi has chosen to use emissions from activities upstream of Scope 3 - Source: Trucost EEI-O model (input/output model extended to the Trucost environment).

Source : The carbon emissions data is supplied by Trucost. It corresponds to companies' annual emissions expressed in tCO2e, which covers the six greenhouse gases defined in the Kyoto protocol whose emissions are converted into global warming potential (GWP) in CO2 equivalent.

Amundi Asset Management, SAS (French : Société par Actions Simplifiée) with a capital of 1 143 615 555 €
AMF approved Portfolio Management Company- GP number 04000036
Corporate address: 91-93, Boulevard Pasteur - 75015 Paris- France 437 574 452 RCS Paris
This material is solely for the attention of "professional" investors.

Amundi MSCI Water UCITS ETF Dist

FACTSHEET

Marketing Communication
31/10/2026

EQUITY

Listing data (source : Amundi)

Place	CCY	Bloomberg Ticker	Bloomberg iNAV	Reuters RIC	Reuters iNAV
Six Swiss Exchange	EUR	LYWAT SW	LYWATIV	LYWAT.S	LYWATINAV=SOLA
Six Swiss Exchange	CHF	LYWATCHF SW	LYWATCIV	LYWATCHF.S	LYWATCHINAV=SOLA
Deutsche Boerse (Xetra)	EUR	LYXWAT GY	LYWATIV	LYM8.DE	LYWATINAV=SOLA
Euronext Paris	EUR	WAT FP	LYWATIV	LYWAT.PA	LYWATINAV=SOLA
LSE	GBP	WATL LN	WATLIV	WATL.L	WATLINAV=SOLA
LSE	USD	WATU LN	WATUIV	WATU.L	WATUUSDINAV=SOLA
Euronext Milan	EUR	WAT IM	LYWATIV	H2O.MI	LYWATINAV=SOLA

Contact

ETF Sales contact

France & Luxembourg	+33 (0)1 76 32 65 76
Germany & Austria	+49 (0) 800 111 1928
Italy	+39 02 0065 2965
Switzerland (German)	+41 44 588 99 36
Switzerland (French)	+41 22 316 01 51
United Kingdom	+44 (0) 20 7 074 9598
United Kingdom (Instit)	+44 (0) 800 260 5644
Netherlands	+31 20 794 04 79
Nordic countries	+46 8 5348 2271
Hong Kong	+65 64 39 93 50
Spain	+34 914 36 72 45

ETF Capital Markets contact

Téléphone	+33 (0)1 76 32 19 93
Bloomberg IB Chat	Capital Markets Amundi ETF
	Capital Markets Amundi HK ETF

ETF Market Makers contact

BNP Paribas	+33 (0)1 40 14 60 01
Kepler Cheuvreux	+33 (0)1 53 65 35 25

Amundi contact

Amundi ETF
90 bd Pasteur
CS 21564
75 730 Paris Cedex 15 - France
Hotline : +33 (0)1 76 32 47 74
info-etf@amundi.com

Index Providers

THE SUB-FUND IS NOT SPONSORED, ENDORSED, SOLD OR PROMOTED BY MSCI INC. ("MSCI"), ANY OF ITS AFFILIATES, ANY OF ITS INFORMATION PROVIDERS OR ANY THIRD PARTY INVOLVED IN, OR RELATED TO, COMPILING OR CREATING ANY MSCI INDEX (COLLECTIVELY, THE "MSCI PARTIES"). THE MSCI INDICES ARE THE EXCLUSIVE PROPERTY OF MSCI AND ARE SERVICE MARKS OF MSCI OR ITS AFFILIATES. THE MSCI INDICES HAVE BEEN LICENSED FOR USE FOR CERTAIN PURPOSES BY AMUNDI. NONE OF THE MSCI PARTIES MAKES ANY REPRESENTATION OR WARRANTY, EXPRESS OR IMPLIED, TO THE ISSUER OR OWNERS OF THIS SUB-FUND OR ANY OTHER PERSON OR ENTITY REGARDING THE ADVISABILITY OF INVESTING IN SUBFUNDS GENERALLY OR IN THIS PARTICULAR SUB-FUND OR THE ABILITY OF ANY MSCI INDEX TO TRACK CORRESPONDING STOCK MARKET PERFORMANCE. MSCI OR ITS AFFILIATES ARE THE LICENSORS OF CERTAIN TRADEMARKS, SERVICE MARKS AND TRADE NAMES AND OF THE MSCI INDICES WHICH ARE DETERMINED, COMPOSED AND CALCULATED BY MSCI WITHOUT REGARD TO AMUNDI OR THIS SUB-FUND OR THIS SUB-FUND'S UNITHOLDERS OR ANY OTHER PERSON OR ENTITY. NONE OF THE MSCI PARTIES HAS ANY OBLIGATION TO TAKE THE NEEDS OF THE AMUNDI, THIS SUB-FUND'S UNITHOLDERS OR ANY OTHER PERSON OR ENTITY INTOCONSIDERATION IN DETERMINING, COMPOSING OR CALCULATING THE MSCI INDICES. NONE OF THE MSCI PARTIES IS RESPONSIBLE FOR OR HAS PARTICIPATED IN DETERMINATION OF THE TIMING OF, PRICES AT, OR QUANTITIES OF THIS SUB-FUND TO BE ISSUED OR IN THE DETERMINATION OR CALCULATION OF THE EQUATION BY OR THE CONSIDERATION INTO WHICH THIS SUB-FUND IS REDEEMABLE. FURTHERMORE, NONE OF THE MSCI PARTIES HAS ANY OBLIGATION OR LIABILITY TO THE ISSUER OR OWNERS OF THIS SUB-FUND OR ANY OTHER PERSON OR ENTITY IN CONNECTION WITH THE ADMINISTRATION, MARKETING OR OFFERING OF THIS SUB-FUND. ALTHOUGH MSCI SHALL OBTAIN INFORMATION FOR INCLUSION IN OR FOR USE IN THE CALCULATION OF THE MSCI INDICES FROM SOURCES THAT MSCI CONSIDERS RELIABLE, NONE OF THE MSCI PARTIES WARRANTS OR GUARANTEES THE ORIGINALITY, ACCURACY AND/OR THE COMPLETENESS OF ANY MSCI INDEX OR ANY DATA INCLUDED THEREIN. NONE OF THE MSCI PARTIES MAKES ANY WARRANTY, EXPRESS OR IMPLIED, AS TO RESULTS TO BE OBTAINED BY THE ISSUER OF THE SUB-FUND, OWNERS OF THE SUB-FUND, OR ANY OTHER PERSON OR ENTITY, FROM THE USE OF ANY MSCI INDEX OR ANY DATA INCLUDED THEREIN. NONE OF THE MSCI PARTIES SHALL HAVE ANY LIABILITY FOR ANY ERRORS, OMISSIONS OR INTERRUPTIONS OF OR IN CONNECTION WITH ANY MSCI INDEX OR ANY DATA INCLUDED THEREIN. FURTHERMORE, NONE OF THE MSCI PARTIES MAKES ANY EXPRESS OR IMPLIED WARRANTIES OF ANY KIND, AND THE MSCI PARTIES HEREBY EXPRESSLY DISCLAIM ALL WARRANTIES OF MERCHANTABILITY AND FITNESS FOR A PARTICULAR PURPOSE, WITH RESPECT TO EACH MSCI INDEX AND ANY DATA INCLUDED THEREIN. WITHOUT LIMITING ANY OF THE FOREGOING, IN NO EVENT SHALL ANY OF THE MSCI PARTIES HAVE ANY LIABILITY FOR ANY DIRECT, INDIRECT, SPECIAL, PUNITIVE, CONSEQUENTIAL OR ANY OTHER DAMAGES (INCLUDING LOST PROFITS) EVEN IF NOTIFIED OF THE POSSIBILITY OF SUCH DAMAGES.

Amundi Asset Management, SAS (French : Société par Actions Simplifiée) with a capital of 1 143 615 555 €
AMF approved Portfolio Management Company- GP number 04000036
Corporate address: 91-93, Boulevard Pasteur - 75015 Paris- France 437 574 452 RCS Paris
This material is solely for the attention of "professional" investors.

Important information

Note on the Fund management company and the fund

The Fund is described in a Key Information Document (KID), or Key Investor Information Document (KIID) for UK investors, and prospectus. The Funds KID, or KIID for UK investors, must be made available to potential subscribers prior to subscription.
The prospectus in Dutch for French UCITS ETFs, for Luxembourg UCITS ETFs and Irish ETFs, and the KID in English are available free of charge on www.amundi.com. They are also available from the headquarters of Amundi Luxembourg S.A. (as the management company of Amundi Index Solutions and Multi Units Luxembourg), or the headquarters of Amundi Asset Management (as the management company of French FCPs and Multi Units France), or at the headquarters of Amundi Ireland Limited (as the management company of Amundi ETF ICAV and Amundi ETF II ICAV). Regarding Funds admitted on a regulated market, the listing is subject to a volatility control mechanisms to ensure that the ETF price does not deviate significantly from a reference price set by the listing rules of the relevant regulated market, notably through the implementation of a trading halt mechanism in case of significant deviation from this reference price.

The Fund offers no capital guarantee. Investors may not get back the full amount of their initial investment, particularly in the event that the benchmark index falls. Subscribing to a UCITS may involve risks. Potential investors are advised to read the Funds risk profile, which is described in detail in the prospectus. The amount that is reasonable to invest in the Fund will depend on the personal circumstances of each investor. To determine this amount, investors should take into account their financial situation, personal assets, and current and future requirements, as well as considering their willingness to accept risks or conversely their preference to invest cautiously. Investors are also strongly recommended to sufficiently diversify their investments so as to avoid being exposed solely to the risks of this Fund. Investors should therefore seek advice in this regard from their usual advisors (legal, tax, financial and/or accounting) before purchasing any units of the Fund.
The source of the data contained in this document is Amundi Asset Management unless otherwise stated.

Policy regarding portfolio transparency and warning on secondary market
The policy regarding portfolio transparency and information on the funds assets are available on amundietf.com. Shares purchased on the secondary market cannot usually be sold directly back to the fund. Investors must buy and sell shares on a secondary market with the assistance of an intermediary (e.g. a stockbroker) and may incur fees for doing so. Investors may pay more than the current net asset value when buying shares and may receive less than the current net asset value when selling them.

Amundi Asset Management, SAS (French : Société par Actions Simplifiée) with a capital of 1 143 615 555 €
AMF approved Portfolio Management Company- GP number 04000036
Corporate address: 91-93, Boulevard Pasteur - 75015 Paris- France 437 574 452 RCS Paris
This material is solely for the attention of “professional” investors.