Amundi MSCI Europe Action UCITS ETF Dist

FACTSHEET

Marketing Communication

31/10/2026

EQUITY

Objective and Investment Policy

The Fund is an index-tracking UCITS passively managed. The investment objective the Sub-Fund is to track both the upward and the downward evolution of the MSCI Europe Climate Action Net in EUR Index (the "Index"), denominated in Euros, while minimizing the volatility of the difference between the return of the Sub-Fund and the return of the Index (the "Tracking Error"). The anticipated level of Tracking Error in normal market conditions is indicated in the prospectus of the Sub-Fund. The Index is based on the MSCI Europe Index (the "Parent Index") and is representative of the performance of large and mid-cap stocks, across developed European countries, issued by companies that have been assessed to lead their sector peers in terms of their positioning and actions relative to climate transition, based on, among others, the MSCI "Climate Risk Management Weighted Average Score", while minimizing the volatility of the difference between the return of the Index and the return of the Parent Index. The Sub-Fund promotes environmental and/or social characteristics through among others, replicating an Index integrating a Climate Risk Management Score. The Index methodology is constructed using a "Best-in-class approach": best ranked companies are selected to construct the Index. "Best-in-class" is an approach where leading or best-performing investments are selected within a universe, industry sector or class. It excludes companies falling behind on an ESG level, particularly on the basis of ESG ratings. Using such Best-in-class approach, the Index follows an extra-financial approach significantly engaging that permits the reduction by at least 20% of the initial investment universe (expressed in number of issuers). The ESG key issues include for instance, but are not limited to, water stress, carbon emissions, labor management or business ethics. More detailed information on MSCI ESG Rating methodology can be found on the following link: msci.com Limits of the methodology of the Index are described in the prospectus of the Sub-Fund through risk factors, such as the market risk linked to controversies and the risks linked to ESG methodologies and to ESG score computation. The ESG score of companies is calculated by an ESG rating agency, using raw data, models and estimates collected/calculated using methods specific to each provider. Due to the lack of standardisation and the uniqueness of each methodology, the information provided may be incomplete. Assessment of sustainability risks is complex and may be based on ESG data which is difficult to obtain, incomplete, estimated, out of date and/or otherwise materially inaccurate. Even when identified, there can be no guarantee that these data will be correctly assessed. The Index is a net total return index: dividends or distributions net of tax paid by the Index constituents are included in the Index return. More information about the composition of the Index and its operating rules are available in the prospectus and at: msci.com. The Sub-Fund seeks to achieve its objective via a direct replication, by investing primarily in the securities comprising the Index. To optimize the Index replication, the Sub-Fund may use a sampling replication strategy. In order to generate additional income to offset its costs, the Sub-Fund may also enter into securities lending transactions. The potential use of these techniques is published on Amundi's website: www.amundietf.com. Updated composition of the Sub-Fund holdings is available on www.amundietf.com. In addition, the indicative net asset value is published on the Reuters and Bloomberg pages of the Sub-Fund, and might also be mentioned on the websites of the stock exchanges where the Sub-Fund is listed. The Sub-Fund's shares are listed and traded on one or more stock exchanges. In normal circumstances, you may deal in shares during the trading hours of the stock exchanges, provided that the Market Makers can maintain market liquidity. Only authorized participants (e.g. selected financial institutions) may deal in shares directly with the Sub-Fund on the primary market. Further details are provided in the prospectus of the UCITS.

Performances from 24/05/2023 to 30/10/2026 (Source : Fund Admin)

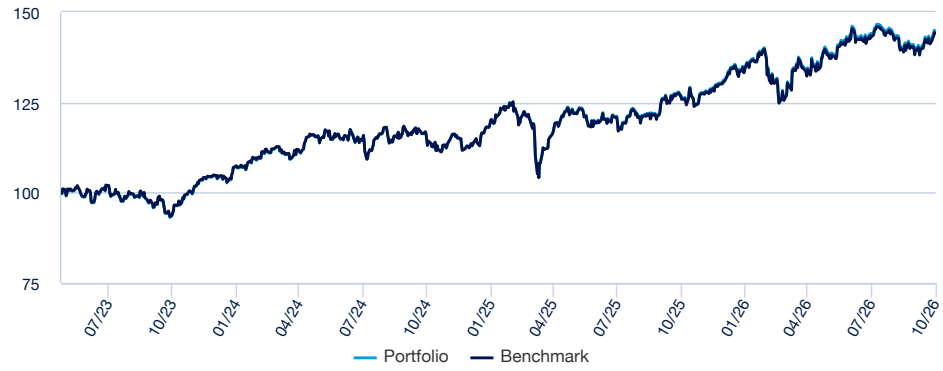

Risk indicators (Source: Fund Admin)

	1 year	3 years	Inception to date *
Portfolio volatility *	12.98%	12.85%	13.06%
Benchmark volatility	12.97%	12.85%	13.06%
Ex-post Tracking Error	0.07%	0.07%	0.07%
Sharpe ratio	0.98	0.91	0.63

* Volatility is a statistical indicator that measures an asset's variations around its average value. For example, market variations of +/- 1.5% per day correspond to a volatility of 25% per year. The higher the volatility, the higher the risk.
The Tracking Error indicator measures the performance's difference between the fund and the benchmark

Cumulative returns* (Source: Fund Admin)

	YTD	1 month	3 months	1 year	3 years	5 years	Since
Since	31/12/2025	30/09/2026	31/07/2026	31/10/2025	31/10/2023	-	24/05/2023
Portfolio	10.50%	3.17%	0.70%	14.79%	53.65%	-	44.81%
Benchmark	10.31%	3.16%	0.70%	14.55%	52.70%	-	44.15%
Spread	0.18%	0.01%	0.00%	0.24%	0.95%	-	0.66%

Calendar year performance* (Source: Fund Admin)

	2025	2024	2023	2022	2021
Portfolio	15.98%	7.86%	-	-	-
Benchmark	15.65%	7.67%	-	-	-
Spread	0.32%	0.19%	-	-	-

** Source : Amundi. The above cover complete periods of 12 months for each calendar year.* ***Past performance is no predictor of current and future results and does not guarantee future yield*** *. Any losses or gains do not take into consideration any costs, commissions and fees incurred by the investor in the issue and buyout of the shares (e.g. taxes, brokerage fees or other commissions deducted by the financial intermediary). If performance is calculated in a currency other than the euro, any losses or gains generated can thereby be affected by exchange rate fluctuations (both upward and downward). The discrepancy accounts for the performance difference between the portfolio and the index.*

Amundi MSCI Europe Action UCITS ETF Dist

FACTSHEET

Marketing Communication
31/10/2026

EQUITY

Risk Indicator ***(Source : Fund Admin)***



The SRI represents the risk and return profile as presented in the Key Information Document (KID). The lowest category does not imply that there is no risk. The SRI is not guaranteed and may change over time. The risk indicator assumes you keep the product for 5 years.
The summary risk indicator is a guide to the level of risk of this product compared to other products. It shows how likely it is that the product will lose money because of movement in the markets or because we are not able to pay you.

We have classified this product as 4 out of 7, which is a medium risk class. This rates the potential losses from future performance at a medium level, and poor market conditions could impact our capacity to pay you. Additional risks: Market liquidity risk could amplify the variation of product performances. This product does not include any protection from future market performance so you could lose some or all of your investment. Beside the risks included in the risk indicator, other risks may affect the Sub-Fund's performance. Please refer to the MULTI UNITS LUXEMBOURG prospectus.

Characteristics (source: Amundi)

Net Asset Value (NAV)	**D : 137.02 EUR (30/10/2026)**
Assets Under Management (AUM)	**2,233.90 (million EUR ; 30/10/2026)**
Management fees and other administrative or operating costs	0.09%
ISIN code	**D : LU2608817958**
Replication type	**Physical**
Benchmark	**100% MSCI EUROPE CLIMATE ACTION**
Type of shares	**Distribution**
Last coupon	2.8300 (EUR ; 09/12/2025)
Fund structure	SICAV under Luxembourg law
UCITS compliant	UCITS
Management Company	Amundi Luxembourg SA
Fund manager	23/05/2023: Amundi Asset Management30/03/2023: Amundi Asset Management
Primary Market Maker	SOCIETE GENERALE / LANG & SCHWARZ
Administrator	SOCIETE GENERALE LUXEMBOURG
Custodian	SOCIETE GENERALE LUXEMBOURG
Independent auditor	DELOITTE AUDIT
Sub-fund launch date	23/05/2023
Share-class inception date	02/05/2023
First NAV	100.00 (EUR ; 24/05/2023)
Sub-fund reference currency	EUR
Share-class reference currency	EUR
Minimum investment to the secondary market	1 Share(s)
Frequency of NAV calculation	Daily
Dealing times	Orders received each day D day before 6:00 pm
Minimum recommended investment period	5 years
Fiscal year end	September
Performance fees	No
Benchmark index performance record	05/05/2023 : 100.00% MSCI EUROPE CLIMATE ACTION

Amundi Asset Management, SAS (French : Société par Actions Simplifiée) with a capital of 1 143 615 555 €
AMF approved Portfolio Management Company- GP number 04000036
Corporate address: 91-93, Boulevard Pasteur - 75015 Paris- France 437 574 452 RCS Paris
This material is solely for the attention of "professional" investors.

Amundi MSCI Europe Action UCITS ETF Dist

FACTSHEET

Marketing Communication
31/10/2026

EQUITY

Index Data (Source : Amundi)

Description of the Index

The Index is based on the MSCI Europe Index (the "Parent Index") and is representative of the performance of large and mid-cap stocks, across developed European countries, issued by companies that have been assessed to lead their sector peers in terms of their positioning and actions relative to climate transition, based on, among others, the MSCI "Climate Risk Management Weighted Average Score", while minimizing the volatility of the difference between the return of the Index and the return of the Parent Index.

Information (Source: Amundi)

Asset class : **Equity**
Exposure : **Europe**

Holdings : **313**

Top 10 benchmark holdings (source : Amundi)

	% of assets (Index)	% assets (Parent index)
ASML HOLDING NV	6.33%	4.74%
ROCHE HLDG AG-GENUSS CHF	3.31%	2.48%
NOVARTIS AG-REG	2.84%	2.13%
ASTRAZENECA GBP	2.56%	1.92%
NESTLE SA-REG	2.50%	1.88%
SAP SE / XETRA	2.29%	1.72%
SIEMENS AG-REG	2.15%	1.61%
TOTALENERGIES SE PARIS	1.78%	1.33%
IBERDROLA SA	1.49%	1.11%
SCHNEIDER ELECT SE	1.47%	1.10%
Total	**26.72%**	**20.02%**

Parent index : **MSCI EUROPE**

Geographical breakdown (for illustrative purposes only - Source: Amundi)

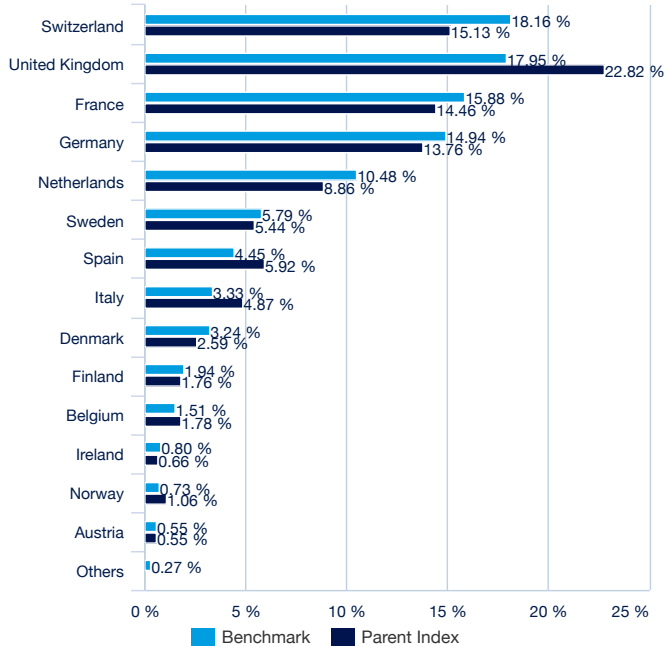

Parent index : **MSCI EUROPE**

Benchmark Sector breakdown (for illustrative purposes only - Source : Amundi)

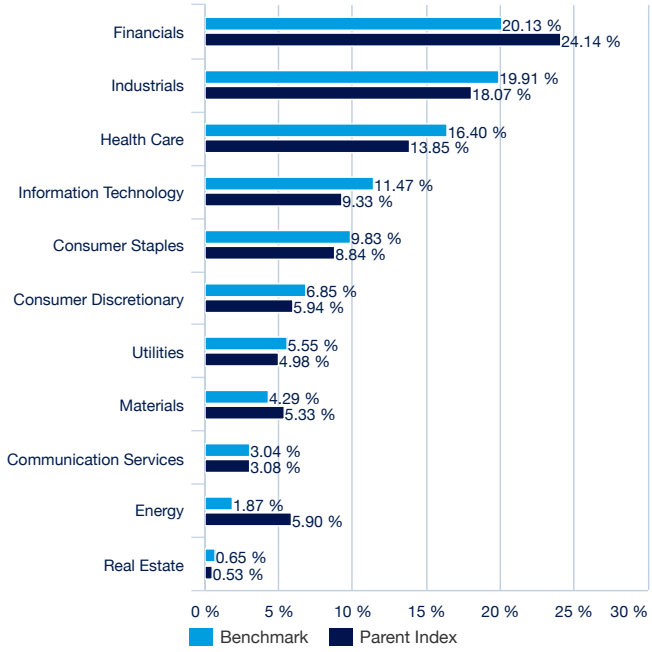

Parent index : **MSCI EUROPE**

Amundi Asset Management, SAS (French : Société par Actions Simplifiée) with a capital of 1 143 615 555 €
AMF approved Portfolio Management Company- GP number 04000036
Corporate address: 91-93, Boulevard Pasteur - 75015 Paris- France 437 574 452 RCS Paris
This material is solely for the attention of "professional" investors.

Socially Responsible Investment (SRI)

The SRI expresses sustainable development objectives in investment decisions by adding Environmental, Social and Governance (ESG) criteria in addition to the traditional financial criteria.

SRI thus aims to balance economic performance and social and environmental impact by financing companies and public entities which contribute to sustainable development whatever their business sector. By influencing the governance and behaviour of stakeholders, SRI promotes a responsible economy.

Evaluation by ESG criteria (Source: Amundi)

	Benchmark	Parent index
Overall Rating	8.27	8.08
Environment	6.78	6.69
Social	5.46	5.40
Governance	6.81	6.74

Parent index : **MSCI EUROPE**

ESG criteria

The criteria are extra-financial criteria used to assess the Environmental, Social and Governance practices of companies.

Environmental, Social, and Governance risks and opportunities are posed by large scale trends (e.g. climate change, resource scarcity, demographic shifts) as well as by the nature of the company's operations.

Scores are on a 0-10 scale, with 10 being the best.

"E" for Environment (Climate Change, Natural Resources, Pollution & Waste and Environmental Opportunities)

"S" for Social (Human Capital, Product Liability, Stakeholder Opposition and Social Opportunities)

"G" for Governance (Corporate Governance and Corporate Behavior)

Source: Raw ESG data for companies are provided by MSCI

Carbon footprint

Carbon footprint: carbon emissions per euro million invested

	Benchmark	Parent Index
Total carbon portfolio footprint (Index/Parent index) :	54.79	79.43

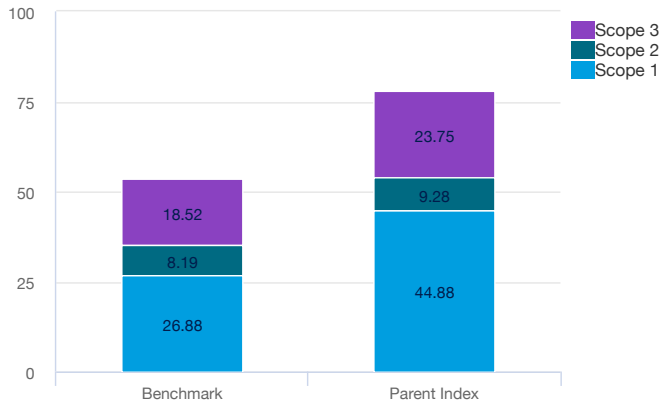

Parent index : **MSCI EUROPE**

Carbon footprint

This indicator measures the portfolio's carbon emissions in metric tonnes of carbon equivalent (tCO2e) per euro million invested.
This is an indicator of the emissions generated by investment in this portfolio.

Definition of scopes :

- Scope 1 : all emissions that arise directly from sources that are owned or controlled by the company.

- Scope 2 : all indirect emissions generated by the purchase or production of electricity, steam or heat.

- Scope 3 : All other indirect emissions, upstream and downstream of the value chain. For reasons of data robustness, Amundi has chosen to use emissions from activities upstream of Scope 3 - Source: Trucost EEI-O model (input/output model extended to the Trucost environment).

Source : The carbon emissions data is supplied by Trucost. It corresponds to companies' annual emissions expressed in tCO2e, which covers the six greenhouse gases defined in the Kyoto protocol whose emissions are converted into global warming potential (GWP) in CO2 equivalent.

Amundi Asset Management, SAS (French : Société par Actions Simplifiée) with a capital of 1 143 615 555 €
AMF approved Portfolio Management Company- GP number 04000036
Corporate address: 91-93, Boulevard Pasteur - 75015 Paris- France 437 574 452 RCS Paris
This material is solely for the attention of "professional" investors.

EQUITY

Listing data (source : Amundi)

Place	CCY	Bloomberg Ticker	Bloomberg iNAV	Reuters RIC	Reuters iNAV
Deutsche Boerse (Xetra)	EUR	AE5B GY	IAE5BEIV	AE5B.DE	IAE5BEURINAV=SOLA

Contact

ETF Sales contact

France & Luxembourg	+33 (0)1 76 32 65 76
Germany & Austria	+49 (0) 800 111 1928
Italy	+39 02 0065 2965
Switzerland (German)	+41 44 588 99 36
Switzerland (French)	+41 22 316 01 51
United Kingdom	+44 (0) 20 7 074 9598
United Kingdom (Instit)	+44 (0) 800 260 5644
Netherlands	+31 20 794 04 79
Nordic countries	+46 8 5348 2271
Hong Kong	+65 64 39 93 50
Spain	+34 914 36 72 45

ETF Capital Markets contact

Téléphone	+33 (0)1 76 32 19 93
Bloomberg IB Chat	Capital Markets Amundi ETF
	Capital Markets Amundi HK ETF

ETF Market Makers contact

BNP Paribas	+33 (0)1 40 14 60 01
Kepler Cheuvreux	+33 (0)1 53 65 35 25

Amundi contact

Amundi ETF
90 bd Pasteur
CS 21564
75 730 Paris Cedex 15 - France
Hotline : +33 (0)1 76 32 47 74
info-etf@amundi.com

Index Providers

THE SUB-FUND IS NOT SPONSORED, ENDORSED, SOLD OR PROMOTED BY MSCI INC. ("MSCI"), ANY OF ITS AFFILIATES, ANY OF ITS INFORMATION PROVIDERS OR ANY THIRD PARTY INVOLVED IN, OR RELATED TO, COMPILING OR CREATING ANY MSCI INDEX (COLLECTIVELY, THE "MSCI PARTIES"). THE MSCI INDICES ARE THE EXCLUSIVE PROPERTY OF MSCI AND ARE SERVICE MARKS OF MSCI OR ITS AFFILIATES. THE MSCI INDICES HAVE BEEN LICENSED FOR USE FOR CERTAIN PURPOSES BY AMUNDI. NONE OF THE MSCI PARTIES MAKES ANY REPRESENTATION OR WARRANTY, EXPRESS OR IMPLIED, TO THE ISSUER OR OWNERS OF THIS SUB-FUND OR ANY OTHER PERSON OR ENTITY REGARDING THE ADVISABILITY OF INVESTING IN SUBFUNDS GENERALLY OR IN THIS PARTICULAR SUB-FUND OR THE ABILITY OF ANY MSCI INDEX TO TRACK CORRESPONDING STOCK MARKET PERFORMANCE. MSCI OR ITS AFFILIATES ARE THE LICENSORS OF CERTAIN TRADEMARKS, SERVICE MARKS AND TRADE NAMES AND OF THE MSCI INDICES WHICH ARE DETERMINED, COMPOSED AND CALCULATED BY MSCI WITHOUT REGARD TO AMUNDI OR THIS SUB-FUND OR THIS SUB-FUND'S UNITHOLDERS OR ANY OTHER PERSON OR ENTITY. NONE OF THE MSCI PARTIES HAS ANY OBLIGATION TO TAKE THE NEEDS OF THE AMUNDI, THIS SUB-FUND'S UNITHOLDERS OR ANY OTHER PERSON OR ENTITY INTOCONSIDERATION IN DETERMINING, COMPOSING OR CALCULATING THE MSCI INDICES. NONE OF THE MSCI PARTIES IS RESPONSIBLE FOR OR HAS PARTICIPATED IN DETERMINATION OF THE TIMING OF, PRICES AT, OR QUANTITIES OF THIS SUB-FUND TO BE ISSUED OR IN THE DETERMINATION OR CALCULATION OF THE EQUATION BY OR THE CONSIDERATION INTO WHICH THIS SUB-FUND IS REDEEMABLE. FURTHERMORE, NONE OF THE MSCI PARTIES HAS ANY OBLIGATION OR LIABILITY TO THE ISSUER OR OWNERS OF THIS SUB-FUND OR ANY OTHER PERSON OR ENTITY IN CONNECTION WITH THE ADMINISTRATION, MARKETING OR OFFERING OF THIS SUB-FUND. ALTHOUGH MSCI SHALL OBTAIN INFORMATION FOR INCLUSION IN OR FOR USE IN THE CALCULATION OF THE MSCI INDICES FROM SOURCES THAT MSCI CONSIDERS RELIABLE, NONE OF THE MSCI PARTIES WARRANTS OR GUARANTEES THE ORIGINALITY, ACCURACY AND/OR THE COMPLETENESS OF ANY MSCI INDEX OR ANY DATA INCLUDED THEREIN. NONE OF THE MSCI PARTIES MAKES ANY WARRANTY, EXPRESS OR IMPLIED, AS TO RESULTS TO BE OBTAINED BY THE ISSUER OF THE SUB-FUND, OWNERS OF THE SUB-FUND, OR ANY OTHER PERSON OR ENTITY, FROM THE USE OF ANY MSCI INDEX OR ANY DATA INCLUDED THEREIN. NONE OF THE MSCI PARTIES SHALL HAVE ANY LIABILITY FOR ANY ERRORS, OMISSIONS OR INTERRUPTIONS OF OR IN CONNECTION WITH ANY MSCI INDEX OR ANY DATA INCLUDED THEREIN. FURTHERMORE, NONE OF THE MSCI PARTIES MAKES ANY EXPRESS OR IMPLIED WARRANTIES OF ANY KIND, AND THE MSCI PARTIES HEREBY EXPRESSLY DISCLAIM ALL WARRANTIES OF MERCHANTABILITY AND FITNESS FOR A PARTICULAR PURPOSE, WITH RESPECT TO EACH MSCI INDEX AND ANY DATA INCLUDED THEREIN. WITHOUT LIMITING ANY OF THE FOREGOING, IN NO EVENT SHALL ANY OF THE MSCI PARTIES HAVE ANY LIABILITY FOR ANY DIRECT, INDIRECT, SPECIAL, PUNITIVE, CONSEQUENTIAL OR ANY OTHER DAMAGES (INCLUDING LOST PROFITS) EVEN IF NOTIFIED OF THE POSSIBILITY OF SUCH DAMAGES.

Amundi Asset Management, SAS (French : Société par Actions Simplifiée) with a capital of 1 143 615 555 €
AMF approved Portfolio Management Company- GP number 04000036
Corporate address: 91-93, Boulevard Pasteur - 75015 Paris- France 437 574 452 RCS Paris
This material is solely for the attention of “professional” investors.

Important information

Note on the Fund management company and the fund
Multi Units Luxembourg, RCS B115129, Luxembourg SICAV located 9, rue de Bitbourg, L-1273 Luxembourg, and managed by Amundi Luxembourg S.A.
The Fund is described in a Key Information Document (KID), or Key Investor Information Document (KIID) for UK investors, and prospectus. The Funds KID, or KIID for UK investors, must be made available to potential subscribers prior to subscription.
The Funds reference material (KIID, prospectus, annual and semi-annual reports) can be obtained from Amundi on request, or obtained via the amundietf.com website.

In the United Kingdom (the "UK"), this website is being issued by Amundi (UK) Limited, 77 Coleman Street, London EC2R 5BJ, UK. Amundi (UK) Limited is authorised and regulated by the Financial Conduct Authority ("FCA") and entered on the FCA's Financial Services Register under number 114503. This may be checked at https://register.fca.org.uk/ and further information of its authorisation is available on request. Each fund and its relevant sub-fund(s) under its respective fund range that is referred to in this website (each, a "Fund") is a recognised collective investment scheme for the purposes of Section 264 of the Financial Services and Markets Act 2000 (the "FSMA").
Potential investors in the UK should be aware that none of the protections afforded by the UK regulatory system will apply to an investment in a Fund and that compensation will not be available under the UK Financial Services Compensation Scheme.
Regarding Funds admitted on a regulated market, the listing is subject to a volatility control mechanisms to ensure that the ETF price does not deviate significantly from a reference price set by the listing rules of the relevant regulated market, notably through the implementation of a trading halt mechanism in case of significant deviation from this reference price.
The Fund offers no capital guarantee. Investors may not get back the full amount of their initial investment, particularly in the event that the benchmark index falls. Subscribing to a UCITS may involve risks. Potential investors are advised to read the Funds risk profile, which is described in detail in the prospectus. The amount that is reasonable to invest in the Fund will depend on the personal circumstances of each investor. To determine this amount, investors should take into account their financial situation, personal assets, and current and future requirements, as well as considering their willingness to accept risks or conversely their preference to invest cautiously. Investors are also strongly recommended to sufficiently diversify their investments so as to avoid being exposed solely to the risks of this Fund. Investors should therefore seek advice in this regard from their usual advisors (legal, tax, financial and/or accounting) before purchasing any units of the Fund.
The source of the data contained in this document is Amundi Asset Management unless otherwise stated.

Policy regarding portfolio transparency and warning on secondary market
The policy regarding portfolio transparency and information on the funds assets are available on amundietf.com. Shares purchased on the secondary market cannot usually be sold directly back to the fund. Investors must buy and sell shares on a secondary market with the assistance of an intermediary (e.g. a stockbroker) and may incur fees for doing so. Investors may pay more than the current net asset value when buying shares and may receive less than the current net asset value when selling them.

« Technical net asset values may be calculated and published for any calendar day (excluding Saturdays and Sundays) that is neither a business day nor a transaction day. These technical net asset values are merely indicative and will not be the basis for purchasing, switching, redeeming and/or transferring shares."